

2026

Water Quality Report



**AURORA
WATER**

CITY OF AURORA, COLORADO

All data from January 1, 2025 to December 31, 2025,
unless otherwise noted.

Public Water System Identification CO0103005.

Aurora Water **CONTACT INFORMATION**

Customer Service, emergencies and water reconnects

During business hours
7:30 a.m. to 5 p.m.
Monday-Friday
303.326.8645

After business hours
5 p.m. to 7 a.m.
Every day, including
weekends and holidays
303.739.6772

General inquires
(non billing) 303.739.7370

AuroraWater.org

Additional **CONTACTS**

**EPA's website, which includes
an e-form for questions, at
[EPA.gov/ground-water-and-
drinking-water/safe-drinking-
water-information](https://www.epa.gov/ground-water-and-drinking-water/safe-drinking-water-information)**



WHAT IS THIS REPORT?

The Environmental Protection Agency (EPA) requires public water supplies that serve the same people year-round (community water systems) to provide consumer confidence reports to their customers. These reports are also known as annual water quality reports. Aurora is required to monitor its drinking water for specific contaminants on a regular basis. Results of regular monitoring are an indicator of whether our drinking water meets health standards. Aurora's water meets or exceeds all state and federal drinking water standards.

This report summarizes information regarding water sources used, any detected contaminants, compliance and education.

The 2026 Water Quality Report is available for download at AuroraGov.org/CCR. Reports from previous years can be viewed at AuroraGov.org/Residents/Water/Water_System/Water_Quality.



Our 2026 Water Quality Report is an EPA-mandated disclosure of our 2025 performance.

If you have any questions or need more information, visit our website at AuroraWater.org.

ይህ ዘገባ ስለሚጠጡት ውሃ ጠቃሚ መረጃዎችን ይዟል ። ሌላ ጉዳዩን የሚረዱሰው እንዲተረጎሙልዎት ወይም እንዲያስረዱዎት ያድርጉ ።

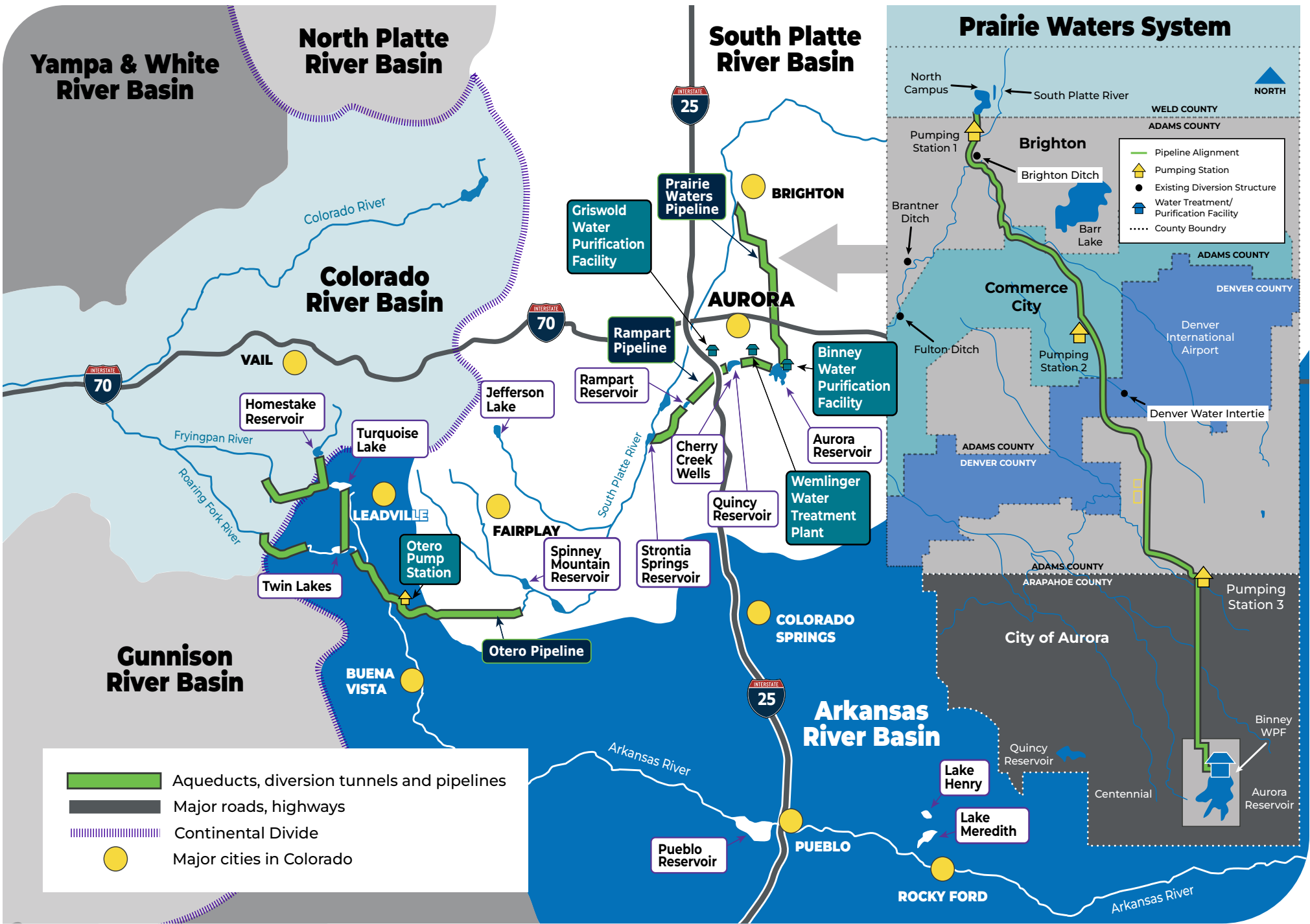
이 보고서에는 귀하의 식수에 대한 중요한 내용이 실려있습니다. 그러므로 이 보고서를 이해할 수 있는 사람한테 번역해 달라고 부탁드립니다.

Este informe contiene información importante acerca de su agua potable. Haga que alguien lo traduzca para usted, o hable con alguien que lo entienda.



Get Involved

Aurora Water wants you to be involved in the decisions that affect you, so we hope you will participate by attending public meetings of the Citizens' Water Advisory Commission, Water Policy Committee and City Council. You can find meeting times and agendas at AuroraGov.org/City_Hall.




YOUR DRINKING WATER

Where does our drinking water come from?

In Colorado, we rely heavily on snowmelt for our water supply, but from year to year, it can be difficult to predict how much will be available. That's why we've developed a diverse water portfolio that allows us to access water from a variety of sources, ensuring that we will have adequate supplies to meet demand.

Our water travels from up to 150 miles away and our system includes the use of reservoirs, the natural river system, pipes, tunnels and pumps, all of which help us pull the water we own from the Arkansas, Colorado and South Platte river basins. This water is stored in 12 reservoirs and lakes: Aurora, Henry/Meredith, Homestake, Jefferson, Pueblo, Quincy, Rampart, Spinney Mountain, Strontia Springs, Turquoise and Twin Lakes. We draw some of our water from the South Platte River via our North Campus wells and from the alluvial groundwater near our Cherry Creek wells. A small amount of water from Denver Water is added to our Prairie Waters System for the eventual benefit of our South Metro partners.





Griswold Water Purification Facility



Wemlinger Water Purification Facility



Binney Water Purification Facility

Treatment process

Like most public water systems around the country, Aurora Water uses multi-step treatment processes to turn raw water into clean, safe drinking water.

The Thomas J. Griswold and the Charles A. Wemlinger water purification facilities use direct filtration processes, which include coagulation, flocculation, filtration and disinfection. Each facility has the capacity to treat up to 80 million gallons of water per day.

The Peter D. Binney Water Purification Facility has two treatment trains. One train uses a conventional treatment process, which includes coagulation, flocculation, sedimentation and biological filtration. The other treatment train uses an advanced treatment process, which includes softening, advanced UV oxidation, biological filtration and granular activated carbon filtration.

Water from each process at Binney is then combined and undergoes disinfection. The facility has the capacity to treat up to 50 million gallons of water per day.

Aurora Water sets national standard with triple “Excellence in Treatment” honors

All three Aurora Water facilities have achieved the Phase IV Excellence in Treatment designation, the highest level from the Partnership for Safe Water.

This partnership is an alliance of six prestigious drinking water organizations, including the American Water Works Association and the Environmental Protection Agency (EPA). Aurora Water is the only water provider in the nation to earn this distinction at three separate sites, a feat accomplished by only 19 treatment plants across the United States.

For more information on the Partnership for Safe Water, visit [AWWA.org/Resources-Tools/Programs/Partnership-for-Safe-Water](https://www.awwa.org/Resources-Tools/Programs/Partnership-for-Safe-Water).

AWARDS for Outstanding Water Treatment*

Phase IV Presidents Award for Distribution System Operation

Partnership for Safe Water 2023

Phase IV 15 Year Excellence in Water Treatment Award (Wemlinger Water Treatment Facility)

Partnership for Safe Water 2023

Phase IV Excellence in Treatment (Binney, Griswold, Wemlinger)

Partnership for Safe Water 2024

Outstanding Water Laboratory: Aurora Water Quality Control Laboratory

Rocky Mountain Section of the American Water Works Association
2024

Outstanding Water Treatment Plant

Rocky Mountain Section of the American Water Works Association
2018

Best Tasting Water

First Place 2023

Second Place 2019

Tied for Third Place 2022

Rocky Mountain Section of the
American Water Works Association

*For a list of additional awards, visit
AuroraGov.org/PartnershipForSafeWater.






FROM TREATMENT TO TAP

How does Aurora Water monitor water quality?

Aurora Water's monitoring program – far more extensive than required by law – demonstrates that the quality of the city's drinking water remains high and meets all federal and state drinking water standards. Each year, our dedicated team conducts more than 85,000 tests system wide. These tests confirm that our city's tap water meets or exceeds all regulations set by the Safe Drinking Water Act.

To safeguard your health, Aurora Water tests for many other contaminants that are not regulated, and therefore are not included in the table of detected contaminants (see page 13).

Most tests on our water are conducted in our Quality Control Laboratory, which is certified by the Colorado Department of Public Health and Environment. Independent laboratories conduct other tests as necessary.

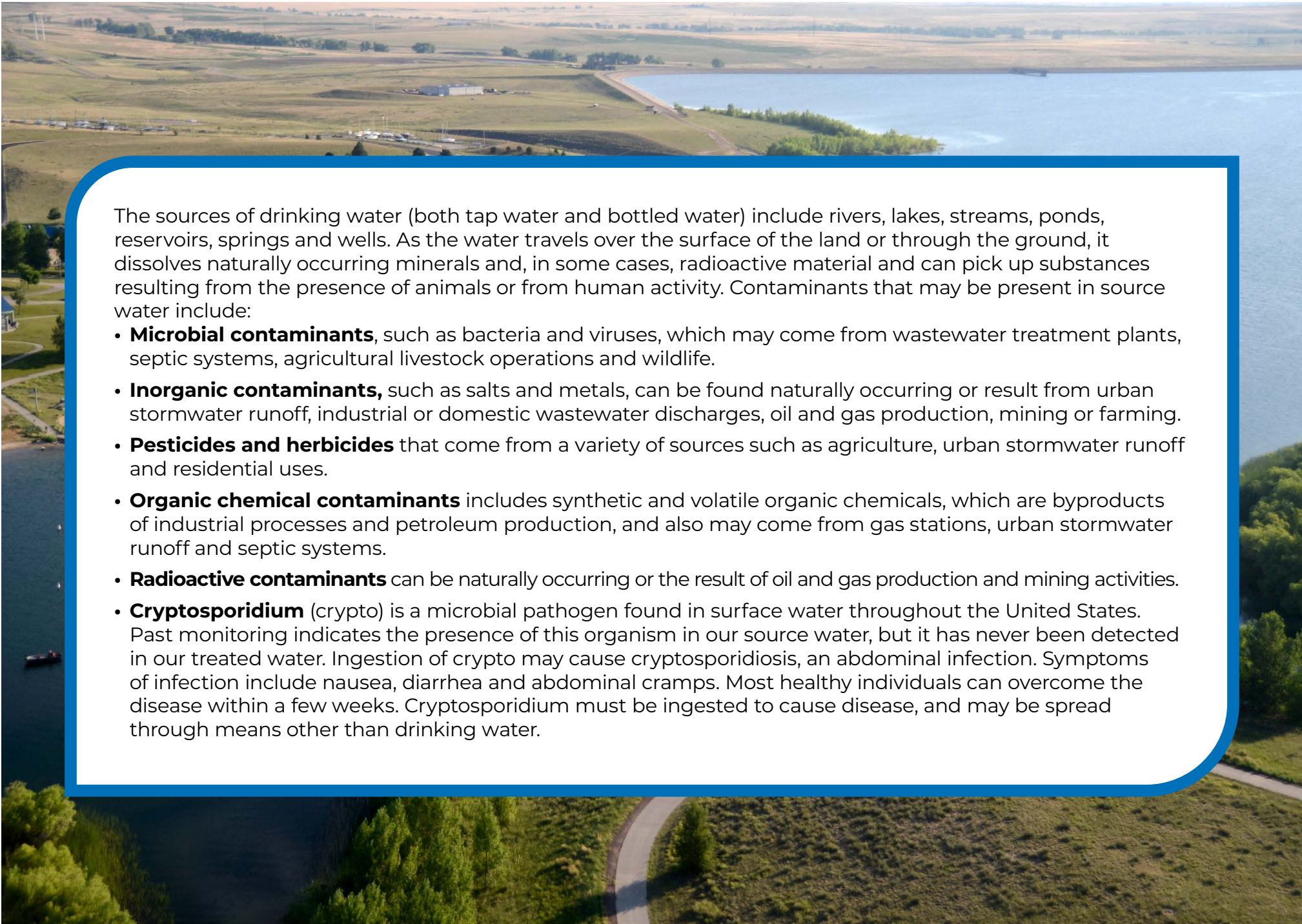


An aerial photograph showing a golf course on the left, a river winding through the center, and a residential area with houses and trees on the right. A large blue-bordered white box with rounded corners is overlaid on the center of the image, containing text.

Source water assessment

The Colorado Department of Public Health and Environment (CDPHE) has completed a source water assessment of the potential for contaminants reaching any of Aurora Water's terminal supplies, the last stop for the water before it is treated. The potential sources of contamination that may exist are: EPA areas of concern; permitted wastewater discharge sites; above ground, underground and leaking storage tank sites; solid waste sites; existing or abandoned mine sites; other facilities; commercial, industrial and transportation activities; residential, urban recreational grasses; quarries, strip mines and gravel pits; agriculture; forests; septic systems; oil and gas wells and roads. For more information on the report, contact the CDPHE by calling **303.692.2000** or visiting **[Colorado.gov/CDPHE/CCR](https://colorado.gov/CDPHE/CCR)**. The report is located under "Guidance: Source Water Assessment Reports."

The Source Water Assessment Report provides a screening-level evaluation of potential contamination that could occur. It does not mean that the contamination has or will occur. Aurora Water can use this information to evaluate the need to improve our current water treatment capabilities and prepare for future contamination threats. This can help us ensure that high-quality drinking water is delivered to you.



The sources of drinking water (both tap water and bottled water) include rivers, lakes, streams, ponds, reservoirs, springs and wells. As the water travels over the surface of the land or through the ground, it dissolves naturally occurring minerals and, in some cases, radioactive material and can pick up substances resulting from the presence of animals or from human activity. Contaminants that may be present in source water include:

- **Microbial contaminants**, such as bacteria and viruses, which may come from wastewater treatment plants, septic systems, agricultural livestock operations and wildlife.
- **Inorganic contaminants**, such as salts and metals, can be found naturally occurring or result from urban stormwater runoff, industrial or domestic wastewater discharges, oil and gas production, mining or farming.
- **Pesticides and herbicides** that come from a variety of sources such as agriculture, urban stormwater runoff and residential uses.
- **Organic chemical contaminants** includes synthetic and volatile organic chemicals, which are byproducts of industrial processes and petroleum production, and also may come from gas stations, urban stormwater runoff and septic systems.
- **Radioactive contaminants** can be naturally occurring or the result of oil and gas production and mining activities.
- **Cryptosporidium** (crypto) is a microbial pathogen found in surface water throughout the United States. Past monitoring indicates the presence of this organism in our source water, but it has never been detected in our treated water. Ingestion of crypto may cause cryptosporidiosis, an abdominal infection. Symptoms of infection include nausea, diarrhea and abdominal cramps. Most healthy individuals can overcome the disease within a few weeks. Cryptosporidium must be ingested to cause disease, and may be spread through means other than drinking water.

To ensure tap water is safe to drink, the EPA prescribes regulations that limit the amount of certain contaminants in water provided by public water systems. The Food and Drug Administration regulations establish limits for contaminants in bottled water that must provide the same protection for public health.

Drinking water, including bottled water, may reasonably be expected to contain at least small amounts of some contaminants. The presence of contaminants does not necessarily indicate that the water poses a health risk. More information about contaminants and potential health effects can be found on the EPA's website at [EPA.gov/ground-water-and-drinking-water/safe-drinking-water-information](https://www.epa.gov/ground-water-and-drinking-water/safe-drinking-water-information). The webpage also provides an e-form to submit questions.

Some people may be more vulnerable to contaminants in drinking water than the general population. Immunocompromised people, such as people with cancer undergoing chemotherapy, people who have undergone organ transplants, people with HIV/AIDS or other immune system disorders, some elderly people and infants can be particularly at risk from infections. These people should seek advice about drinking water from their health care providers. The EPA and the Centers for Disease Control guidelines on appropriate means to lessen the risk of infection by crypto and other microbial contaminants can be found on the EPA's website at [EPA.gov/ground-water-and-drinking-water/safe-drinking-water-information](https://www.epa.gov/ground-water-and-drinking-water/safe-drinking-water-information). The webpage also provides an e-form to submit questions.



ABBREVIATIONS AND DEFINITIONS

Action Level (AL): The concentration of a contaminant, which, if exceeded, triggers treatment or other requirements that a water system must follow.

Hazard Index (HI): An approach that determines the health concerns associated with mixtures of certain PFAS in finished drinking water. Low levels of multiple PFAS that individually would not likely result in adverse health effects may pose health concerns when combined in a mixture. The Hazard Index MCL represents the maximum level for mixtures of PFHxS, PFNA, HFPO-DA, and/or PFBS allowed in water delivered by a public water system. A Hazard Index greater than 1 requires a system to take action.

Maximum Contaminant Level (MCL): The highest level of a contaminant allowed in drinking water. MCLs are set as close to the MCLGs as feasible using the best available treatment technology.

Maximum Contaminant Level Goal (MCLG): The level of a contaminant in drinking water, below which there is no known or expected risk to health. MCLGs allow for a margin of safety.

Maximum Residual Disinfectant Level (MRDL): The highest level of a disinfectant allowed in drinking water. There is convincing evidence that addition of a disinfectant is necessary for control of microbial contaminants.

Maximum Residual Disinfectant Level Goal (MRDLG): The level of a disinfectant allowed in drinking water, below which there is no known or expected risk to health. MRDLGs do not reflect the benefits of the use of disinfectants to control microbial contaminants.

Secondary Maximum Contaminant Level (SMCL): The concentration of a contaminant that is recommended, but not enforceable, in drinking water due to its effect on taste, color, odor or appearance.

Treatment Technique (TT): A required process intended to reduce the level of a contaminant in drinking water.

Waiver: State permission not to test for a specific contaminant.

N/A: Not applicable

NTU: Nephelometric Turbidity Units (a measure of water clarity)

pCi/l: Picocuries per liter (a measure of radioactivity)

ppm: Parts per million

ppb: Parts per billion

ppt: Parts per trillion

TABLE OF DETECTED CONTAMINANTS

The table details the contaminants detected in Aurora’s drinking water during 2025. All are well below allowed levels.

The state permits monitoring less than once per year for some contaminants because the concentrations of these contaminants do not vary significantly. Some of the data, though representative, may be more than one year old. Colorado has a statewide waiver for dioxin monitoring. Aurora has monitoring waivers for cyanide and asbestos. The waivers were granted because CDPHE determined Aurora Water’s system is not vulnerable to these contaminants.

Turbidity	Violation	Units	TT Requirement	MCLG	Level Detected	Range	Sample Date	Typical Source of Contamination
Turbidity*	No	NTU	Maximum 1 NTU for any single measurement	N/A	Highest single measurement for 2025 was 0.068 NTU		June 2025	Soil runoff, river sediment provides a medium for microbiological growth
	No	%	In any month, at least 95% of samples must be less than 0.3 NTU**	N/A	100% of samples were less than 0.3 NTU	N/A		

*Turbidity is a measure of the clarity of water and has no health effects. Nevertheless, turbidity may interfere with disinfection and provides a medium for microbial growth.

**Turbidity must be less than 0.3 NTU in 95% of monthly samples. The higher the percentage the better.

Radionuclides	Violation	Units	MCL	MCLG	Average Level Detected	Range	Sample Date	Typical Source of Contamination
Combined Radium (-226 & -228)	No	pCi/L	5	0	1.15	1.0 to 1.3	2025	Decay of natural and man-made deposits
Combined Uranium	No	ppb	30	0	2.27	<0.5 to 5.65	2025	Erosion of natural deposits

Copper and Lead	Violation	Units	Action Level	MCLG	90th Percentile	Range	Sample Date	Typical Source of Contamination
Copper	No	ppm	1.3	N/A	0.08	0.00225 to 0.339	June through Sept. 2024	Corrosion of household plumbing systems
Lead	No	ppb	15	N/A	2.5	0 to 7.27	June through Sept. 2024	Corrosion of household plumbing systems

Inorganic Contaminants	Violation	Units	MCL	MCLG	Average Level Detected	Range	Sample Date	Typical Source of Contamination
Arsenic	No	ppb	10	0	0.05	<0.5 to 0.54	2025	Erosion of natural deposits
Barium	No	ppb	2000	2000	47.5	38.0 to 63.4	2025	Erosion of natural deposits
Fluoride	No	ppm	4	4	0.66	0.55 to 0.79	2025	Erosion of natural deposits
Nitrate	No	ppm	10	10	0.23	<0.05 to 0.49	2025	Runoff from fertilizer use and erosion of natural deposits
Selenium	No	ppb	50	50	0.60	< 0.5 to 2.03	2025	Erosion of natural deposits

Disinfection	Violation	Units	TT Requirement	MRDLG	Average Level Detected	Range	Sample Date	Typical Source of Contamination
Chlorine Residual (Chloramines)	No	ppm	At least 95% of samples per month must be at least 0.2 ppm	4	1.87, 100% of samples were >0.2 ppm	0.52 to 2.24	Daily	Water additive to control microbes
Chlorine Dioxide	No	ppb	N/A	800	38	0 to 230	Daily	Water additive to control microbes

Disinfection By-products Precursors	Violation	Units	TT Requirement	MRDLG	Average Removal Ratio	Range of Removal Ratios	Sample Date	Typical Source of Contamination
Total Organic Carbon	No	Ratio	Removal ratio >1	N/A	1.89	1.14 to 4.7	Monthly	Naturally present in environment

Disinfection By-products	Violation	Units	MCL	MRDLG	Average Level Detected	Range	Sample Date	Typical Source of Contamination
Chlorite	No	ppm	1.0	0.8	0.51	0.36 to 0.57	Quarterly	By-product of drinking water disinfection
Haloacetic Acids	No	ppb	60	N/A	13.56	4.35 to 23.82	Quarterly	By-product of drinking water disinfection
Trihalomethanes	No	ppb	80	N/A	22.58	14.1 to 32.8	Quarterly	By-product of drinking water disinfection

SOME PRODUCTS THAT CONTAIN **PFAS**

Perfluoroalkyl and Polyfluoroalkyl Substances



ELECTRONICS



NON-STICK COOKWARE



MICROWAVE POPCORN BAGS



FAST FOOD WRAPPERS



PAINTS, SEALANTS AND VARNISHES



WATER RESISTANT CLOTHING



NAIL POLISH



SHAMPOO AND PERSONAL CARE ITEMS

What are PFAS?

PFAS, an abbreviation for perfluoroalkyl and polyfluoroalkyl substances, is a common term for a group of human-made chemicals found in everyday products such as carpets, clothing, food packaging and cookware since the 1940s. PFOA and PFOS have been the most extensively produced and studied.

PFAS are used in many applications because of their unique physical properties, such as resistance to high and low temperatures, resistance to degradation, and nonstick characteristics. PFAS have been detected worldwide in the air, soil and water. Due to their widespread use and persistence in the environment, most people in the United States have been exposed to PFAS. EPA has determined there is evidence that continued exposure above specific levels to certain PFAS may cause adverse health effects.

The science around these chemicals is evolving. Scientists are hard at work understanding the chemicals, their risk to human health and how to mitigate that risk.

We encourage residents to avoid PFAS when purchasing consumer goods and new household products. This will not only protect your health but also prevent the compounds from further entering our environment.

For information on PFAS-free products, visit [PFASCentral.org/PFAS-free-products](https://www.pfascentral.org/pfas-free-products).

Aurora Water is committed to meeting or exceeding the regulations and providing high quality drinking water.

On April 10, 2024, the EPA announced the final National Primary Drinking Water Regulation for six PFAS. The regulation establishes individual maximum contaminant levels (MCLs) for five PFAS: PFOA, PFOS, PFHxS, PFNA, and HFPO-DA (GenX). It also establishes a hazard index for mixtures containing PFHxS, PFNA, HFPO-DA (GenX), and PFBS. A hazard index is a tool used to evaluate combined risk from exposure to a mixture of contaminants.

On May 14, 2025, the EPA extended its rule requirements for public water systems. Here is how Aurora Water is meeting or exceeding these standards:

PFAS monitoring: Water providers must complete initial monitoring by 2027 and share those results with the public. Aurora Water is well ahead of this schedule, having voluntarily monitored our finished drinking water since 2019. Detailed reports have been available at AuroraGov.org/PFAS since 2023.

Contaminant reduction: Systems have until 2029 to implement solutions if PFAS levels exceed Maximum Contaminant Levels (MCLs). Over the past two years, Aurora Water's testing has consistently remained below the MCLs and the designated hazard index.

As always, public health and the quality of your drinking water is Aurora Water's top priority.

For more information about the standards, please visit EPA.gov/SDWA/and-Polyfluoroalkyl-Substances-pfas.

Advanced purification: Aurora Water's commitment to water quality

Aurora Water strives to provide clean, safe, great-tasting drinking water to our customers. Aurora's water comes primarily from high-quality surface water sources originating from high in the mountains.

The city also recaptures river water from the South Platte through the Prairie Waters System. Water is captured downstream through riverbank filtration. The water is then treated at the Binney Water Purification Facility, using granular activated carbon (GAC), which is among the most commonly recommended treatment technologies for removing PFAS. **Binney is one of the few U.S facilities built to treat emerging substances of concern.** For more information about Prairie Waters and the Binney Water Purification Facility, go to AuroraGov.org/PrairieWaters.

As always, public health and the quality of your drinking water is Aurora Water's top priority. Aurora's water continues to meet and exceed all state and federal drinking water standards.

PFAS MONITORING

Aurora Water’s current test results from samples collected in 2025 are below the maximum contaminant levels and hazard index. For more information about Aurora Water’s efforts related to PFAS visit AuroraGov.org/PFAS.

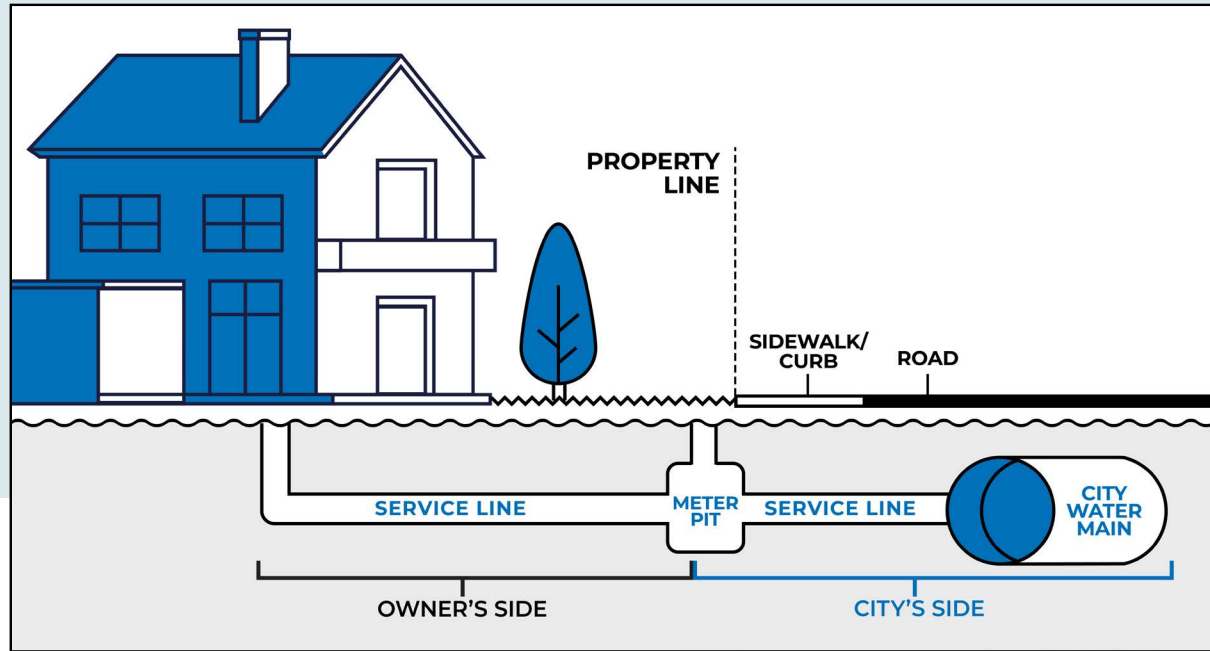
Contaminant Name	MCL (ppt)	Average Level Detected (ppt)	Range (ppt) Low to High	Typical Source of Contamination
Hazard Index (HFPO-DA, PFBS, PFHxS, PFNA)	1 (unitless)	0	0	<p>PFAS are a group of synthetic chemicals used in a wide range of consumer products and industrial applications including: non-stick cookware, water-repellent clothing, stain-resistant fabrics and carpets, cosmetics, firefighting foams, electroplating, and products that resist grease, water, and oil. PFAS are found in the blood of people and animals and in water, air, fish, and soil at locations across the United States and the world.</p>
GenX (HFPO-DA)	10	<2	<2	
PFBS	N/A	1.74	<2 to 4.4	
PFHxS	10	<2	<2	
PFNA	10	<2	<2	
PFOA	4.0	0.37	<2 to 2.4	
PFOS	4.0	0.50	<2 to 2.9	
PFBA	N/A	2.46	<2 to 7.9	
PFHxA	N/A	1.08	<2 to 5.5	
PFPeA	N/A	1.39	<2 to 6.2	

We also sampled for the following, which were not detected in the water:

- 11CI-PF3OUdS
- 4:2 FTS
- 6:2 FTS
- 8:2 FTS
- 9CI-PF3ONS
- ADONA
- NFDHA
- PFDA
- PFDoA
- PFEESA
- PFHpA
- PFHpS
- PFMBA
- PFMPA
- PFPeS
- PFUnA

Beer brewers and fish tank owners often need more information about our water than the EPA requires us to report – some of which is included below.

Secondary Contaminants/ Other Unregulated Monitoring	Units	SMCL	Average Level Detected	Range	Sample Date	Typical Source of Contamination
Alkalinity (as CaCO ₃)	ppm	N/A	85.1	52.2 to 119	Daily	Water quality parameter
Aluminum	ppb	50 to 200	39.5	<5 to 79.4	Quarterly	Erosion of natural deposits and treatment chemicals
Calcium	ppm	N/A	44.9	29.6 to 78.8	Weekly	Erosion of natural deposits
Chloride	ppm	250	41.8	17.1 to 82.5	Monthly	Erosion of natural deposits
Conductivity	µmhos/ cm	N/A	518	298 to 742	Weekly	Water quality parameter
Total Dissolved Solids (TDS)	ppm	500	240	119 to 355	Monthly	Water quality parameter
Hardness (as CaCO ₃)	ppm	N/A	136	87 to 198	Daily	Erosion of natural deposits
Hardness-CA (as CaCO ₃)	ppm	N/A	112	74 to 197	Weekly	Erosion of natural deposits
Iron	ppb	300	0.89	<10 to 16.9	Quarterly	Erosion of natural deposits
Manganese	ppb	50	2.48	<0.5 to 43.9	Quarterly	Erosion of natural deposits
pH	SU	6.5 to 8.5	8.1	8.0 to 8.3	Daily	Water quality parameter
Sodium	ppm	10,000	36.6	20.0 to 69.8	Yearly	Erosion of natural deposits
Sulfate	ppm	250	64.5	43.2 to 95.2	Monthly	Erosion of natural deposits
Zinc	ppb	5000	2.8	<1.0 to 6.19	Quarterly	Erosion of natural deposits



AURORA WATER'S LEAD SERVICE LINE REPLACEMENT PROGRAM

About Lead

Aurora residents own the service line from the home to the meter and the city owns the service line from the meter to the water main. Aurora Water is committed to delivering safe and reliable water to our customers. The water we provide to homes and businesses is lead-free, but lead can enter the water as it moves through water service lines.

In Aurora, lead was sometimes used in water service lines installed in 1960 or earlier. Galvanized steel water service lines that currently are, or ever have been, downstream of a lead pipe are known as galvanized requiring replacement or GRR and can also release a small amount of lead into drinking water, especially if it is disturbed. A lead or GRR pipe does not necessarily mean you have elevated levels of lead in your water.

New state and federal laws require us to inventory all water service lines in our service area to classify the material. A service line is the underground pipe that carries water from the water main, likely in the street, into your home or building. Residents can view what Aurora Water has listed for their property's service line material by visiting AuroraGov.Org/LeadStatusMap and entering the address. If you have questions about your service line material, contact our Lead Hotline at **720.859.4411** or email leadreplacement@auroragov.org.



How is Aurora Water reducing my exposure to lead in drinking water?

Aurora's water does not contain lead when it leaves the water purification facilities and travels through the water mains in the streets. However, when it travels through the water service pipes, it may come into contact with lead materials in the water service line and the plumbing in your home.

Aurora Water continually works to significantly reduce lead exposure risks for the very few customers in our system with water service lines containing lead. Aurora Water is diligent in ensuring the great water we deliver to you is carefully monitored at all points throughout the system so this doesn't happen.

When water interacts with metal, the metal can sometimes oxidize, resulting in corrosion. Aurora Water proactively treats the water to maintain an optimal corrosion control treatment that minimizes the lead at customers' taps. We carefully monitor the water treatment process to minimize the risk of service line corrosion. We then adjust the chemistry of the water through pH/alkalinity to cause a buildup or coating on pipe walls, which reduces the amount of lead released from lead-containing pipes and fixtures. As long as this film is intact, houses with lead service lines experience less risk for lead in their water.

Aurora Water meets and exceeds all state and federal regulations regarding lead. We have never been out of compliance due to elevated lead levels.

Aurora Water carefully monitors its water treatment processes to minimize the risk of service line corrosion.

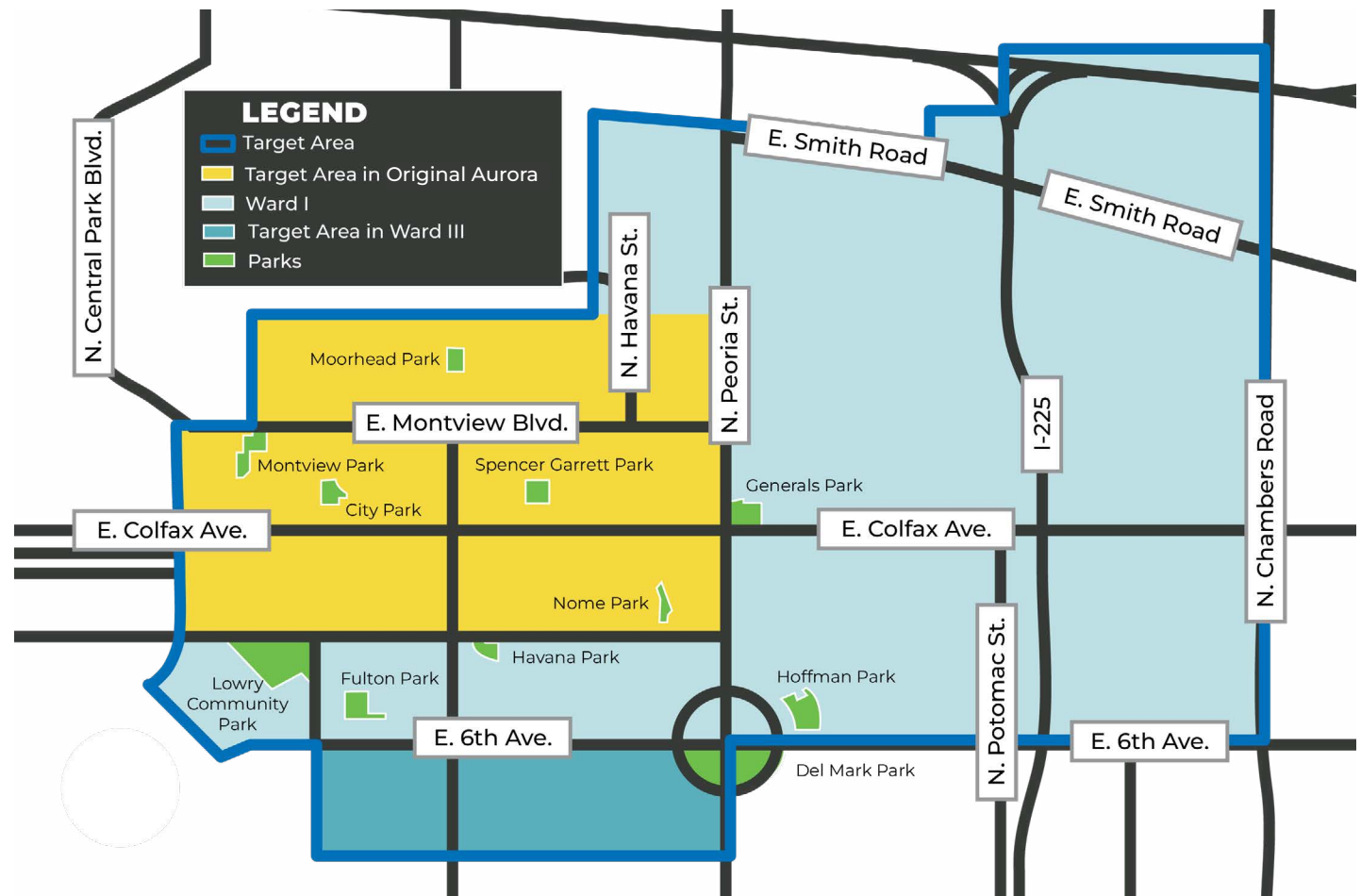
Aurora's FREE Lead Service Line Replacement Program

Do you own a home in Original Aurora built in 1960 or earlier? If so, Aurora Water needs your help with locating and replacing lead and GRR service lines. These GRR lines are service lines that have ever been connected to a lead pipe and qualify for the free replacement program.

Galvanized service lines that have never been connected to a lead line are not a health risk and are not covered by the program. Since service lines are buried, homeowners may not know what they are made of, and many records do not indicate the service line material. To determine the service line material, Aurora Water must create two, 6" holes on the property. In accordance with City Code 138-229, Aurora Water and our contractors can access the yard without prior consent to conduct the inspection.

If lead or GRR pipes are found, Aurora Water will replace the full service line at no cost to the customer. A full line replacement normally costs \$10,000. To participate, the property owner must complete the Acknowledgement and Agreement form for Aurora Water and its contractor to replace the service line with a copper one. The form can be found at AuroraGov.org/Lead.

Property owners who decide not to participate in the program will be responsible for replacing the lead or GRR service line at their own cost. Aurora Water does not reimburse owners when they have a service line replaced. All work must be done by Aurora Water or one of our contractors.





Health effects of lead

Lead can cause serious health effects in people of all ages, especially pregnant people, infants (both formula-fed and breastfed), and young children. Lead in drinking water is primarily from materials and parts used in service lines and in home plumbing. Aurora Water is responsible for providing high-quality drinking water and removing lead pipes and GRR but cannot control the variety of materials used in the plumbing in your home.

- Because lead levels may vary over time, lead exposure is possible even when your tap sampling results do not detect lead at one point in time. You can help protect yourself and your family by identifying and removing lead materials within your home plumbing and taking steps to reduce your family's risk.
- Using a filter, certified by an American National Standards Institute accredited certifier to reduce lead, is effective in reducing lead exposures. Follow the instructions provided with the filter to ensure the filter is used properly.
- Use only cold water for drinking, cooking, and making baby formula. Boiling water does not remove lead from water. Before using tap water for drinking, cooking, or making baby formula, flush your pipes for several minutes. You can do this by running your tap, taking a shower, doing laundry or a load of dishes.
- If you have a lead or GRR service line, you may need to flush your pipes for a longer period.

If you are concerned about lead in your water and wish to have your water tested, contact our Lead Hotline at 720.859.4411. Information on lead in drinking water, testing methods, and steps you can take to minimize exposure is available at [EPA.gov/SafeWater/Lead](https://www.epa.gov/safewater/lead).

For more information about Aurora's lead program, visit [AuroraGov.org/Lead](https://www.aurora.gov/Lead).

Questions? Call 720.859.4411
or email leadreplacement@auroragov.org.

The best way to be a steward of Aurora's water is to take care of our watershed – the area of land that drains to the river.

Water pollution can be caused by the things that we do every day. What we leave on sidewalks and streets impacts our water quality. When it rains or when snow melts, storm water mixes with trash, antifreeze, motor oil and other undesirable items. As water flows off the sidewalk or street it drains to large, underground pipes designed to prevent flooding on streets and sidewalks. These storm drain pipes discharge storm water to the nearest stream or river.

Water pollution also happens when rainwater or snow melt flows across yards. Pet waste and fertilizers mix with the water and eventually flow down a storm drain. The average home can accumulate as much as 100 pounds of chemical wastes each year from common household lawn or garden products.

There are many things you can do to prevent water pollution and protect water quality.

- Do your part to protect water quality and never dump items into nearby streams or channels. Additionally, prevent litter and pick up pet waste.
- Use only enough pesticides, landscaping chemicals and fertilizer as necessary. Excess garden and lawn-care materials wash into and pollute waterways during rainfall.
- Purchase only phosphorus-free fertilizer. Phosphorus can cause harmful algal blooms and kill fish. Most soil, especially for established lawns, do not need phosphorus.
- Recycle household products and paint. For resources, visit **[AuroraGov.org/Recycle](https://www.aurora.gov/Recycle)**.
- Dispose of household waste, grease and motor oil properly, not down sinks or storm drains.
- Prevent trash and debris from entering storm drains and catch basins.
- Report hazardous material spills, illegal dumping, or spills that could enter the waterways, as well as information about properly handling hazardous materials, by calling **303.326.8645**.

